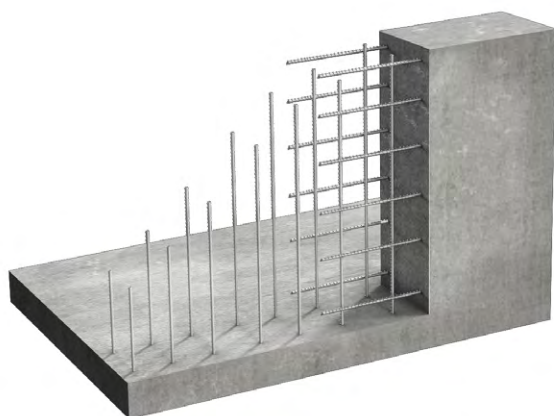


General recommendations:

- During the installation observe the compulsory security standards - wear protective gloves and work clothes with long sleeves.
- Protect against moisture, mechanical damage and adverse chemical factors.

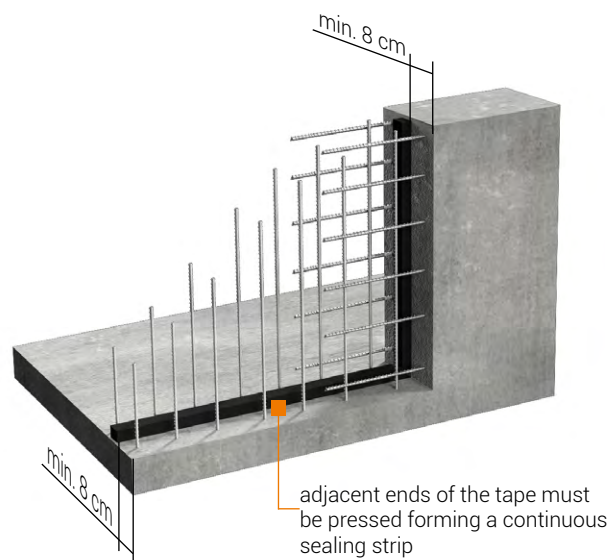
STEP 1

Preparation of the ground - should be cleaned, dry and flat area if possible



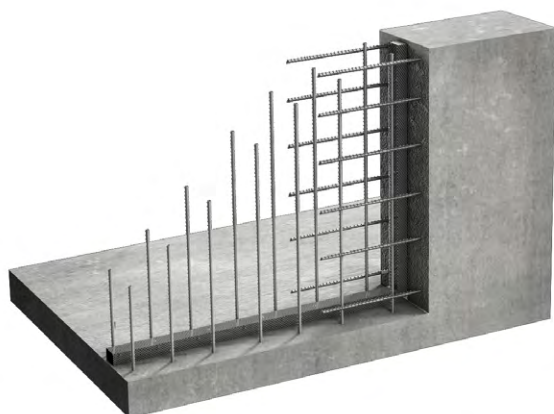
STEP 2

Removal of spacer paper and Waterstop application with min. 8 cm of concrete cover.



STEP 3

Fixing Waterstop to concrete using Revofix mesh and nails or glue providing good adhesion to the concrete.



STEP 4

Concreting of wall.

