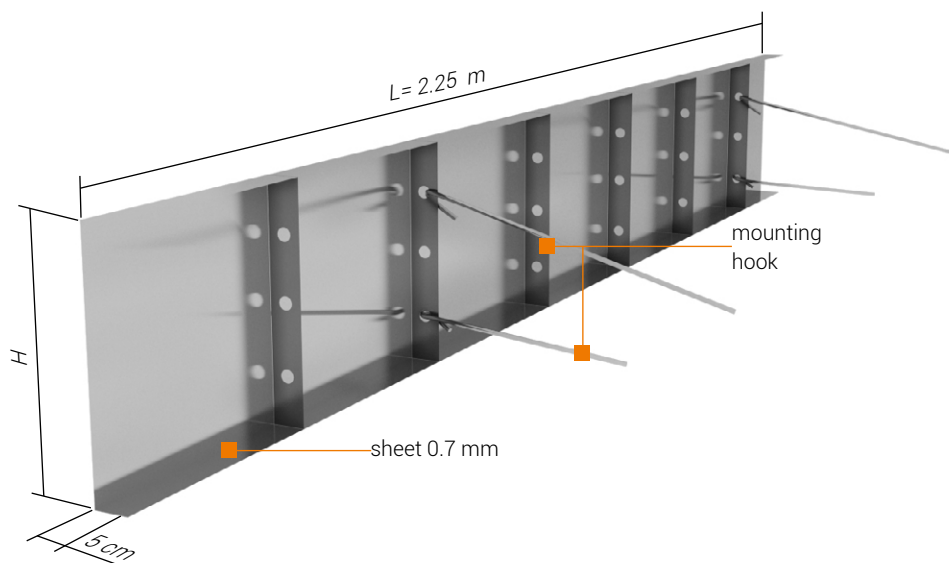


FORDECK 1000 - permanent formwork used for shoring ceilings. Allows shoring of ceiling at a step where RC walls are made.




Application:

- shoring of ceilings
- shoring of tie beam

Fordeck 1000 is self-supported.

Openings in tightenings of elements allow strong fastening and connection with concrete.

Recommended overlap: 50 mm

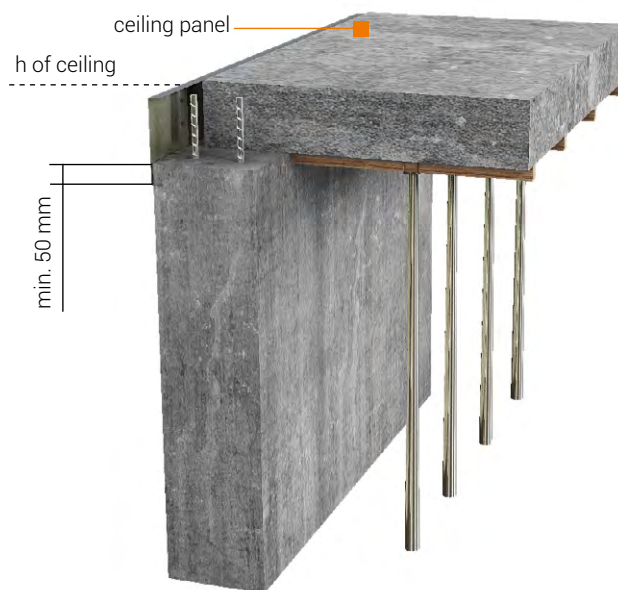


FORDECK CORNER

Formwork is directly fitted to installed wall formworks.

Min. fastening in the wall - 50 mm

When anchoring = 1/3 height of Fordeck, it is not necessary to use mounting hooks.



APPLICATION SCHEDULE

ARTICLE NUMBER	TYPE	HEIGHT H [cm]	LENGTH L [m]	WALL H [mm]	WEIGHT [kg/m]	QUANTITY [piece/pallet]
970-01	1000/20	20	2.25	10	2.84	300
970-02	1000/25	25	2.25	10	3.55	250
970-03	1000/30	30	2.25	10	4.26	250
970-04	1000/36	36	2.25	14	7.16	180
970-05	1000/40	40	2.25	14	7.96	150
970-06	1000/50	50	2.25	14	9.95	120

