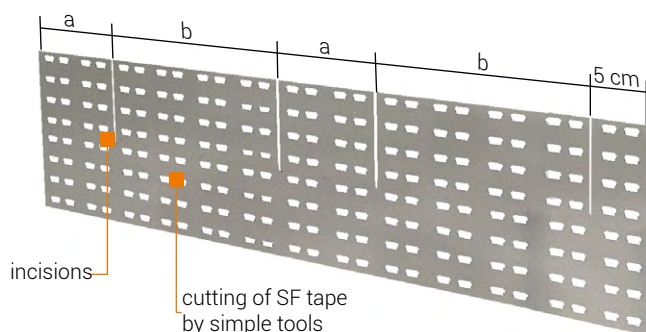


General recommendations:

- During the installation observe the compulsory security standards - wear protective gloves and work clothes with long sleeves.
- During transport and storage, protect against mechanical damage.


## STEP 1

Splitting the tape in such a way as to get the required shape.



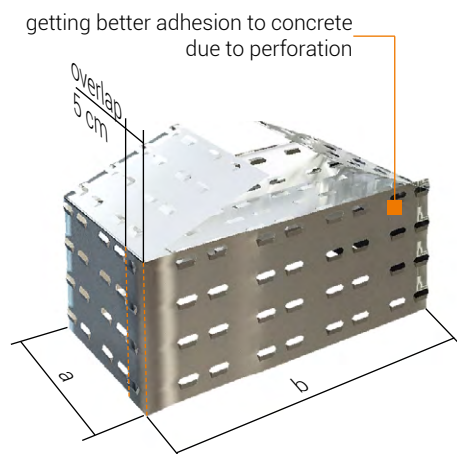
## STEP 2

Bending the tape.




## STEP 3

Forming the required shape.



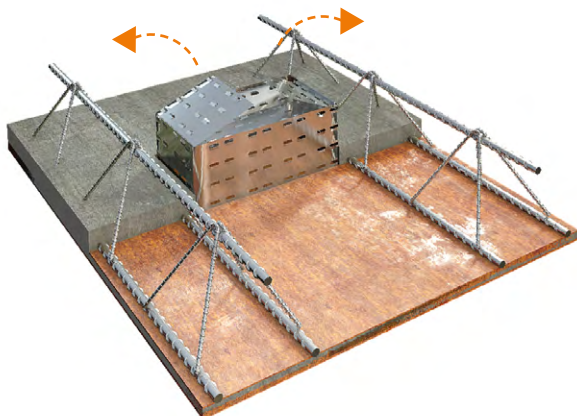
## STEP 4

Installation of SF tape elements on tables for production of prefabricated components.



## STEP 5

Pouring of concrete mix in the prefabrication plant.



## STEP 6

Bending of SF tape and pouring of concrete mix on finished ceiling panel.

